



ONE YEAR LIMITED WARRANTY  
(Valid in USA only)

HoMedics, Inc., guarantees this product free from defects in material and workmanship for a period of one year from the date of original purchase, except as noted below.

This HoMedics product warranty does not cover damage caused by misuse or abuse; accident; the attachment of any unauthorized accessory; alteration to the product; or any other conditions whatsoever that are beyond the control of HoMedics. This warranty is effective only if the product is purchased and operated in the USA. A product that requires modification or adaptation to enable it to operate in any country other than the country for which it was designed, manufactured, approved and/or authorized, or repair of products damaged by these modifications is not covered under warranty. HoMedics shall not be responsible for any type of incidental, consequential or special damages. All implied warranties, including but not limited to those implied warranties of fitness and merchantability, are limited in the total duration of one year from the original purchase date.

To obtain warranty service on your HoMedics product, either hand deliver or mail the unit and your dated sales receipt (as proof of purchase), postpaid, along with check or money order in the amount of \$5.00 payable to HoMedics, Inc. to cover handling.

Upon receipt, HoMedics will repair or replace, as appropriate, your product and return it to you, postpaid. If it is appropriate to replace your product, HoMedics will replace the product with the same product or a comparable product at HoMedics' option. Warranty is solely through HoMedics Service Center. Service of this product by anyone other than HoMedics Service Center voids warranty.

This warranty provides you with specific legal rights. You may have additional rights which may vary from state to state. Because of individual state regulations, some of the above limitations and exclusions may not apply to you.

**For more information regarding our product line in the USA, please visit: [www.homedics.com](http://www.homedics.com)**

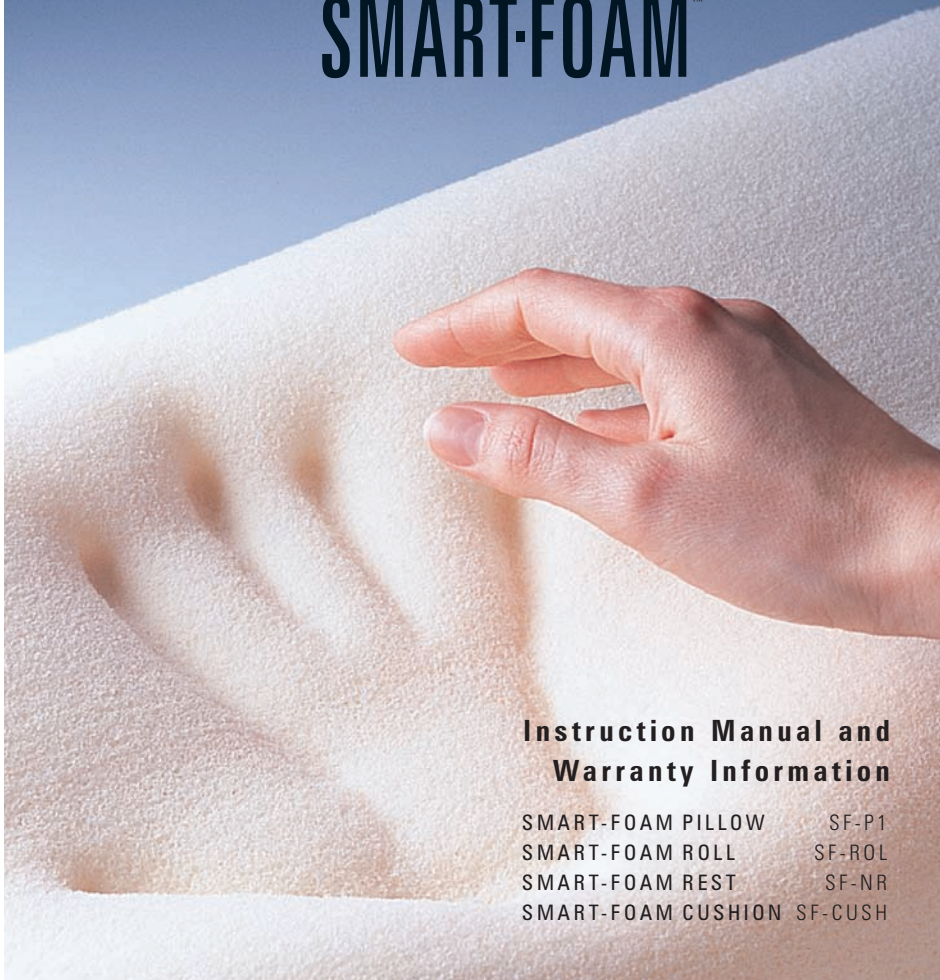
©1999-2003 HoMedics, Inc. and its affiliated companies, all rights reserved. HoMedics® is a registered trademark of HoMedics, Inc. and its affiliated companies. Body Basics and Smart-Foam are trademarks of HoMedics, Inc. and its affiliated companies, all rights reserved.

IB-SFP1-A



BREAKTHROUGH TECHNOLOGY

# SMART-FOAM™



## Instruction Manual and Warranty Information

SMART-FOAM PILLOW	SF-P1
SMART-FOAM ROLL	SF-ROL
SMART-FOAM REST	SF-NR
SMART-FOAM CUSHION	SF-CUSH

**Mail To:**

**HoMedics  
Service Center, Dept. 168  
3000 Pontiac Trail  
Commerce Township, MI  
48390**

**e-mail:  
[cservice@homedics.com](mailto:cservice@homedics.com)**



## **TO USE SMART-FOAM CUSHION**

Simply place Smart-Foam Cushion flat against the back of any chair and sit back against it. The cushion's larger curve should rest comfortably inside the lower lumbar region of your back. Smart-Foam Cushion will conform to fit your back, properly supporting your muscles as you work, read or rest. When you move, Smart-Foam Cushion will automatically adjust to accommodate your new position. And because it will return to its original shape after use, you can take Smart-Foam Cushion anywhere and use it with any chair.

**WARNING –  
NEVER IMMERSE  
SMART-FOAM  
PRODUCTS IN  
WATER. AVOID  
USING EXCESS  
WATER WHEN  
CLEANING.**

**CAUTION –  
PLEASE NOTE:**  
Avoid excessive squeezing,  
twisting or wringing of  
your Smart-Foam product  
to prevent placing undo  
stress on the zipper.

## **Smart-Foam Care**

By its nature, Smart-Foam is a temperature-sensitive material. Therefore, your Smart-Foam product may seem softer in warmer temperatures and harder when the temperature is colder. Smart-Foam will naturally soften as it is exposed to your body heat.

**NOTICE –** When new, Smart-Foam material may have a slight smell. It is completely harmless and will disappear once the product has aired out.

## **SMART-FOAM CLEANING INSTRUCTIONS**

Use a slightly damp cloth and mild soap to spot clean the exterior of your Smart-Foam pillow or cushion. Do not soak this product. Avoid using excess water when cleaning Smart-Foam.

## **CLEANING INSTRUCTIONS FOR COVER**

Remove Smart-Foam cover and hand or machine wash in cold water with mild soap. Do not bleach. Lay flat to dry or machine dry on delicate cycle. Iron, if needed, on cotton setting.



## The New Standard in Comfort Technology

Using your own body heat, Smart-Foam molds to fit the contours of your body, providing the right amount of support and eliminating pressure points. Smart-Foam even changes shape as you move, keeping you in an orthopedically-correct position. When you get up, you're rested, relaxed and ready to take on the day.

## 100% Smart-Foam Construction

Smart-Foam products are constructed of 100% Smart-Foam memory foam, top-to-bottom, for the highest-quality comfort with no inferior foam fillers. With Smart-Foam, you'll rest assured, knowing that you're getting the most support of any pillow on the market.

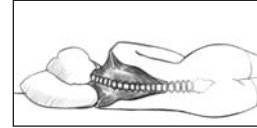


## Smart-Foam Pillow: Orthopedic Support All Night Long

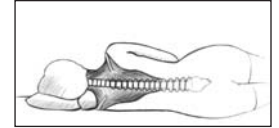
Unlike pillows with standard fillers, Smart-Foam Pillow fits your head and neck like a glove, reducing stress along your spinal column so your neck, shoulder and back muscles can completely relax. As your body changes position throughout the night, Smart-Foam Pillow automatically adjusts to provide the proper support.

### ALLEVIATES COMMON SLEEP PROBLEMS

- Muscle aches. Corrects your sleep posture to relieve stress on your spinal column.
- Headaches. Fully supports your head, allowing your muscles to rest.
- Sleeplessness. Helps you relax completely so you fall asleep faster and sleep sounder.
- Snoring. Helps open air passages so you breathe easier.



Incorrect sleeping posture



Correct sleeping posture

### TO USE SMART-FOAM PILLOW

Smart-Foam Pillow replaces standard foam, feather and polyester pillows. To use, place Smart-Foam Pillow in a normal, horizontal position with the larger curved side closest to your body. Then simply lay your head into the pillow's hollowed section so the larger curve fits against your neck and shoulder, cradling your head and supporting delicate neck muscles.



## Smart-Foam Roll: For Maximum Relaxation

When reading, watching television or simply relaxing, Smart-Foam Roll provides the perfect amount of support. And because Smart-Foam Roll always returns to its original shape after use, it's extremely versatile. You'll find that Smart-Foam Roll can help prevent muscle aches and pain in nearly every area of your body.

### TO USE SMART-FOAM ROLL

Place Smart-Foam Roll behind your head while sitting or lounging to reduce the stress and pressure on your neck and back muscles. Or try placing it under your knees for greater leg comfort. Slip Smart-Foam Roll behind your lower back when seated in a chair for proper lumbar support. Use Smart-Foam Roll for any area that needs extra comfort and support.




## Smart-Foam Rest: Ideal Support Anywhere

As you sit, incorrect posture can cause pain in your neck and shoulders. Smart-Foam Rest helps alleviate pressure to these delicate muscles by correcting your sitting posture. Smart-Foam Rest contours to your body, keeping your neck and back properly aligned as you relax, work or travel in a car or airplane.

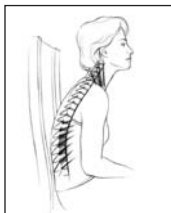
### TO USE SMART-FOAM REST

Simply place Smart-Foam Rest behind your head and wrap it around your neck. Smart-Foam Rest will automatically conform to fit your head and neck and properly support your muscles. After use, Smart-Foam Rest will return to its original shape, so you'll be assured of the ideal support in its next application.



## Smart-Foam Cushion: Correct Ergonomic Support

Uncomfortable furniture puts you at risk for headaches, neck pain, shoulder stiffness, lower back trauma and other repetitive stress injuries. But you can protect yourself by adding correct ergonomic support to any chair with Smart-Foam Cushion. Other cushions can actually make your muscles work harder to support your spine, but Smart-Foam Cushion contours to your body, reducing stress and pressure and allowing your muscles to relax completely.



Incorrect sitting posture



Correct sitting posture

Body Basics invites you to take a few moments for yourself. Regroup and focus on feeling good – inside and out. From holistic health to new ideas in self enhancement, our products help restore the basic balance between your mind and body.

**RELAX. RENEW. SIMPLIFY.**

**BODY BASICS.**

## Molds to your body shape for unparalleled comfort.

Thank you for purchasing Smart-Foam, a technological breakthrough in relaxation and comfort. This product, like the entire Body Basics line, is built with high-quality craftsmanship to provide you years of dependable service. We hope that you'll find it to be the finest of its kind.

Smart-Foam brings you incredible ergonomic support while maintaining its softness. It conforms perfectly to your individual body and adjusts as you move to help prevent tired, achy neck and back muscles. With Smart-Foam, you can sit, rest and sleep more comfortably so you'll feel better all over.

## Smart-Foam Features

- Superior comfort. Smart-Foam molds to your body's own natural contours for soft, comfortable support.
- Therapeutic support for proper alignment of your head and neck, even when your position changes.
- Thermo-sensitivity that responds to your body heat and scientifically molds to your shape.
- Orthopedic benefits to help you feel better when sitting, resting or sleeping.
- Incredible memory. Smart-Foam returns to its original shape minutes after use.
- Luxurious outer cover; soft, comfortable and machine washable.

## CAUTION – PLEASE READ ALL INSTRUCTIONS BEFORE USING YOUR SMART-FOAM PRODUCT

- If you have severe back, head or neck pain, consult your doctor before using your Smart-Foam product.
- Smart-Foam products are for adult use only. Do not allow infants or children to use this product.